


# MCSO2V

## 2.5 / 3.3 / 5V CMOS Oscillator - 55+125°C

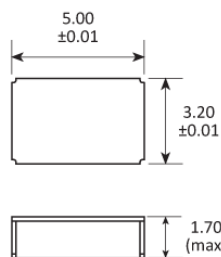
- Military temperature range -55+125°C option
- Excellent shock & vibration resistance
- Enable / disable tristate option (>500kHz)
- Wide frequency range available
- Optional tinned pads (Ag/Cu/Zn)



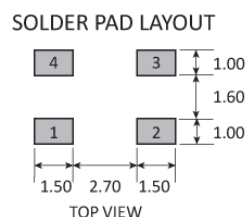
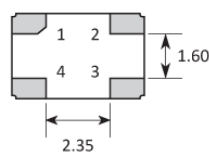
### CONFIGURABLE OPTIONS

Parameter	Option Code
-----------	-------------

### PACKAGE DRAWING



PAD	CONNECTION
1	Not connected or Enable/Disable
2	Ground
3	Output
4	Supply



A 47nF ceramic capacitor must be connected between GND and VDD

Dimensions in mm

### ORDERING INFORMATION

To request a quotation for the MCSO2V please use the configurable options form to choose the options you require and then submit your configured product to our team. Our expert advisers are always happy to help with your requirements and can be contacted on +44 1460 256 100 or at [sales@golledge.com](mailto:sales@golledge.com).

Following product selection you will be issued with a seven character Golledge part number. Your Golledge part number is the internationally accepted Golledge manufacturing part number (MPN) that should be used for all project documentation, including bills of materials (BoMs) and purchase orders.

If you have any queries regarding any of our documentation our dedicated sales team will be happy to help.

## ENABLE / DISABLE FUNCTION

Input (pad 1)	Output (pad 3)
Open	Enabled
'1' level	Enabled
'0' level	No clock

Reaction time <1μs

## CONSTRUCTION

Ceramic base and lid

## HANDLING & STORAGE



Human Body Model (HBM) 1A (250V to < 500V)



Moisture Sensitivity Level (MSL): 1

## COMPLIANCE



Lead-free (< 0.1% by weight )



RoHS compliant with no exemptions.